



Correcting Diagnoses on a Plan of Care Quick Reference Guide

Document version 1

Introduction

The **Correct Dx** function is available in the **Correct** screen in the Plan of Care Order History for a Plan of Care order (485 or POT) or for an Interim ROC order. It is not available for Interim Orders. The **Correct Dx** function will be disabled once a Plan of Care order has been reviewed for that certification period.

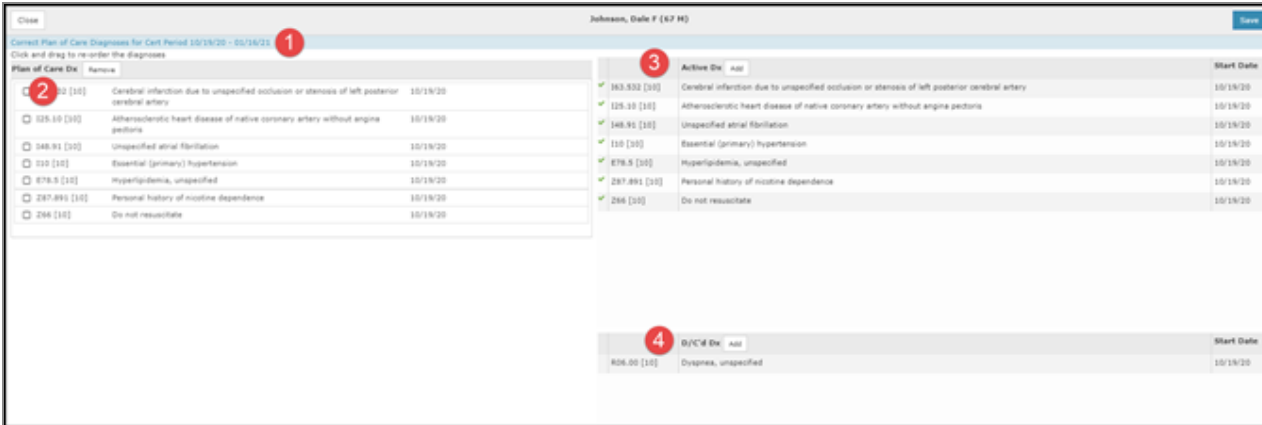
The **Correct Dx** function allows for diagnoses that were signed as Interim orders to be added to the Plan of Care diagnosis list. It also allows for diagnoses that have been discharged to be added to the Plan of Care medication list. Diagnoses can also be removed from the Plan of Care diagnosis list, if needed.





Adding or removing diagnoses on the correct screen does not affect the patient’s active chart; it only affects the information displayed on the Plan of Care.

Understanding the Display



1	The certification period displays at the top of the screen for easy reference.
2	The Plan of Care Dx list shows all the diagnoses that are currently included in Plan of Care orders. The diagnosis code, the diagnosis description, and the diagnosis date display.
3	The Active Dx list shows all the diagnoses on the patient’s current active diagnosis list that have been signed in the selected certification period and are Treated for Home Health and Related for Hospice. Diagnoses that are also included on the Plan of Care Dx list have a green checkmark to their left. Those that don’t have the green check mark have been included in an Interim Order and have the option to be added to the Plan of Care Dx list.
4	The D/C'd Dx list shows all discharged diagnoses that have been signed in the selected certification period and are Treated for Home Health and Related for Hospice. Diagnoses that are also included on the Plan of Care Dx list have a green checkmark to their left. Those that don’t have the green check mark have been included in an Interim Order and have the option to be added to the Plan of Care Dx list.

Adding diagnoses to the plan of care diagnoses list

To select an **Active** or **D/C'd** diagnosis to move to the Plan of Care Dx list, select the diagnosis(s). Only the diagnoses without a green checkmark next to them can be added.

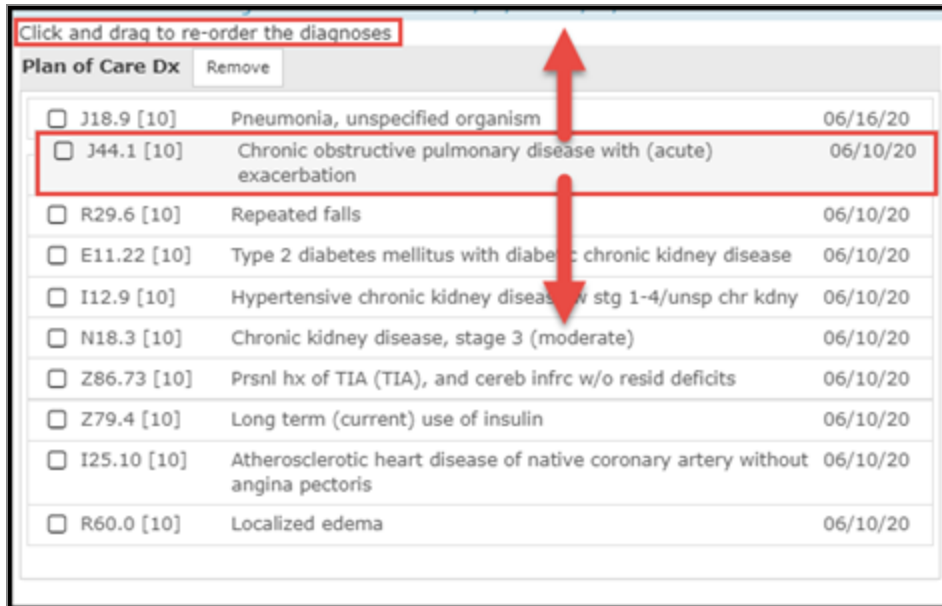
If there are multiple diagnoses to be added, more than one can be highlighted. Select the diagnosis(s) and then click **Add**.

	Active Dx	Add	Start Date
✓	R29.6 [10]	Repeated falls	06/10/20
✓	E11.22 [10]	Type 2 diabetes mellitus with diabetic chronic kidney disease	06/10/20
✓	I12.9 [10]	Hypertensive chronic kidney disease w stg 1-4/unsp chr kdny	06/10/20
✓	N18.3 [10]	Chronic kidney disease, stage 3 (moderate)	06/10/20
	I25.10 [10]	Atherosclerotic heart disease of native coronary artery with...	06/10/20
✓	Z86.73 [10]	Prsnl hx of TIA (TIA), and cereb infrc w/o resid deficits	06/10/20
✓	Z79.4 [10]	Long term (current) use of insulin	06/10/20

	D/C'd Dx	Add	Start Date
	I25.10 [10]	Atherosclerotic heart disease of native coronary artery wit...	06/10/20
	I25.10 [10]	Atherosclerotic heart disease of native coronary artery wit...	06/10/20
✓	N18.3 [10]	Chronic kidney disease, stage 3 (moderate)	06/10/20
✓	N18.3 [10]	Chronic kidney disease, stage 3 (moderate)	06/10/20
	J44.1 [10]	Chronic obstructive pulmonary disease with (acute) exacer...	06/10/20
✓	I12.9 [10]	Hypertensive chronic kidney disease w stg 1-4/unsp chr k...	06/10/20
✓	I12.9 [10]	Hypertensive chronic kidney disease w stg 1-4/unsp chr k...	06/10/20
	R60.0 [10]	Localized edema	06/10/20
	R60.0 [10]	Localized edema	06/10/20

The diagnoses are added to the **Plan of Care Dx** list.

The diagnoses can be clicked and dragged to another location in the list to re-order the diagnoses.



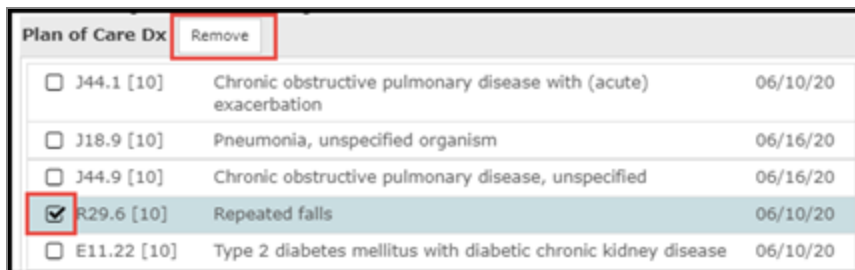
Re-ordering the diagnoses in the Plan of Care does not impact the order of the diagnoses in the POC Update.

Select **Save** to save these changes.

A review of the Plan of Care in the **SOC/Recert** Display View shows that those diagnoses have been added to the Plan of Care.

Removing diagnoses from the plan of care diagnoses list

If a diagnosis needs to be removed from the **Plan of Care Dx** list, check the box to its left and then select **Remove**.



Select **Save**. The diagnosis that was removed is no longer included on the Plan of Care.



Removing a diagnosis from the Plan of Care does not create an Interim Order.

Interim ROC order medication changes

If an **Interim ROC** order is being reviewed, the same options as above display.



Interim ROC orders are available if the Plan of Care Agency Configuration in the My Admin Console 'Ability to create ROC Orders' is set to Yes.

After selecting **Correct** for an Interim ROC order, **Correct ROC Dx** is available.

